



Caledonian

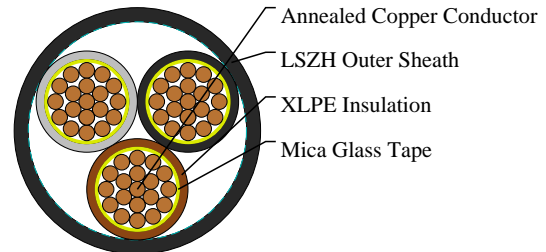

FIREFLIX Fire Resistant Power & Control Cables

www.caledonian-cables.com

marketing@caledonian-cables.com

600/1000V Mica+XLPE Insulated, LSZH Sheathed Power Cables to IEC 60502-1(3C70)

FFX400 1mRZ1-R (CU/MGT+XLPE/LSZH 600/1000V Class 2)



APPLICATIONS

The cables are mainly used in power stations, mass transit underground passenger systems, airports, petrochemical plants, hotels, hospitals and high-rise buildings. This product type is CE and TUV approved.

STANDARDS

Basic design adapted from IEC 60502-1

APPROVALS

CE Certification (GB 1067 5743 16)

TUV Certification (B 098200 0027 Rev.00)

FIRE PERFORMANCE

| | |
|---|--------------------------------|
| Circuit Integrity | IEC 60331-21; BS 6387; BS 8491 |
| Flame Retardance (Single vertical wire or cable test) | IEC 60332-1-2; EN 60332-1-2 |
| Reduced Fire Propagation (Vertically-mounted bundled wires & cables test) | IEC 60332-3-24; EN 60332-3-24 |
| Halogen Free | IEC 60754-1; EN 50267-2-1 |
| No Corrosive Gas Emission | IEC 60754-2; EN 50267-2-2 |
| Minimum Smoke Emission | IEC 61034-2; EN 61034-2 |

VOLTAGE RATING

600/1000V

CABLE CONSTRUCTION

Conductor: The conductors shall be class 2 plain or metal-coated annealed copper in accordance with IEC 60228.

Class 1 and class 5 conductor can be offered as option.

Fire Barrier: Mica glass tape.

Insulation: Thermosetting XLPE material and thickness shall be as per IEC 60502-1.

Outer Sheath: Thermoplastic halogen free compound ST8 as per IEC 60502-1.



Caledonian

FIREFLIX Fire Resistant Power & Control Cables

www.caledonian-cables.com

marketing@caledonian-cables.com

Outer Sheath Option: UV resistance, hydrocarbon resistance, oil resistance, anti-rodent and anti-termite properties can be offered as option.

COLOUR CODE

Insulation Colour:3-core: Brown, black and grey.

Sheath Colour: Black; other colours can be offered upon request.

PHYSICAL AND THERMAL PROPERTIES

Maximum temperature range during operation: 90°C

Maximum short circuit temperature (5 Seconds): 250°C

Minimum bending radius

circular copper conductors OD<=25mm: 4 × Overall Diameter

circular copper conductors OD>25mm: 6 × Overall Diameter

shaped copper conductors: 8 × Overall Diameter

DIMENSION AND PARAMETERS

| No. of Cores × Cross-sectional Area | Conductor Class | Nominal Insulation Thickness | Nominal Sheath Thickness | Approx. Overall Diameter | Approx. Weight |
|--|-----------------|------------------------------|--------------------------|--------------------------|----------------|
| No.×mm ² | | mm | mm | mm | kg/km |
| 3x70 | 2 | 1.1 | 1.9 | 33.8 | 2556 |

Current-Carrying Capacities (Amp) according to BS 7671:2008 table 4E2A

| Conductor Cross-sectional Area | Ref. Method A One 2C cable, 1-phase a.c. or d.c. | Ref. Method A One 3C or 4C cable, 3-phase a.c. | Ref. Method B One 2C cable, 1-phase a.c. or d.c. | Ref. Method B One 3C or 4C cable, 3-phase a.c. | Ref. Method C One 3C or 4C cable, 3-phase a.c. | Ref. Method E One 2C cable, 1-phase a.c. or d.c. | Ref. Method E One 3C or 4C cable, 3-phase a.c. |
|--------------------------------|---|---|---|---|---|---|---|
| mm ² | A | A | A | A | A | A | A |
| 70 | 183 | 164 | 221 | 194 | 229 | 289 | 246 |

Voltage Drop (Per Amp Per Meter) according to BS 7671:2008 table 4E2B

| Conductor Cross-sectional Area | 2C cable, d.c. | 2C cable, 1-phase a.c. | 3C or 4C cable, 3-phase a.c. |
|--------------------------------|----------------|------------------------|------------------------------|
| mm ² | mV/A/m | mV/A/m | mV/A/m |
| 70 | 0.67 | r:0.67 x:0.150 z:0.69 | r:0.59 x:0.130 z:0.60 |



Caledonian

FIREFLIX Fire Resistant Power & Control Cables

www.caledonian-cables.com

marketing@caledonian-cables.com



Rated voltage



Circuit Integrity
IEC 60331-21/BS6387/BS 8491



Flame Retardancy
IEC 60332-1-2



IEC60502-1



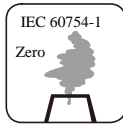
Low Corrosivity
IEC 60754-2



Low Smoke Emission
BS EN 61034-2



Reduced Fire Propagation
IEC 60332-3-24



Zero Halogen